




# Brush Strokes



By Mary Baumgartner



October 2017 Vol. 10 No. 10

## THINK FALL! THINK COLOR!

Now's the time to get those paints out and let the color tell the story. Fall is upon us with the falling leaves and of course other colorful events all around us.

The colors of fall don't always have to be in the trees as shown here, but the more color you have in your painting, the more enticing it becomes to the viewer.

Terry McCoy decided to incorporate fall in a very creative fashion with both the bright color in the tree flowing into the painting and nailing it down with the shadow of the tree on the church. She even thought about the foreground and how she could show color there as well. The title "Autumn Spirit".



Meanwhile JoAnn Cooper decided to show her colors through her rooster. The fall colors are everywhere in this painting as well. And she named it "Super Star." I think we'd all agree that this bird is a *super star*!

Look at the color charts in my book *Wonderful World of Watercolor* and of course you painted these charts for your workbook as well. There you'll see color mixes you didn't even know existed. We need this kind of encouragement and drama during this season of our life.

It won't be long after the drama of fall before we'll be thinking **snow** and then hopefully we'll be painting snow scenes with compositions that make us wish we had a sweater.

When you paint snow you must think in cooler colors to emphasize the white of the snow. There are lots of cool shadows abounding in snow paintings. You must constantly be aware of what happens when the snow laden branches separate and create shadows. The two paintings above show both warms and cools so constantly look for this dynamic.